



The New Piper Aircraft, Inc.
2926 Piper Drive
Vero Beach, Florida, U.S.A. 32960

SERVICE No. 1022 BULLETIN

PIPER CONSIDERS COMPLIANCE MANDATORY

DATE: September 22, 1998 (S/M)

SUBJECT:

**Inspection of Induction Air Filter and
Distribution of Purolator Service
Bulletin, SB090298.01**

MODELS AFFECTED:

PA-23-235 Aztec
PA-23-250 Aztec
PA-24-180/250 Comanche
PA-24-260 Comanche
PA-28-140 Cherokee
PA-28-150/160/180 Cherokee
PA-28-181 Archer II

PA-28-181 Archer III

PA-28-235 Cherokee
PA-28-201T Turbo Dakota
PA-28R-201T Turbo Arrow III
PA-28R-201T Turbo Arrow
PA-28RT-201T Turbo Arrow IV

PA-32-260 Cherokee Six
PA-32-300 Cherokee Six
PA-32-301 Saratoga

PA-32R-300 Lance
PA-32RT-300 Lance II
PA-32R-301 Saratoga SP

PA-32R-301 Saratoga II HP

PA-34-200T Seneca II
PA-34-220T Seneca III

PA-34-220T Seneca III (28V)
PA-34-220T Seneca IV

PA-34-220T Seneca V

SERIAL NUMBERS AFFECTED:

27-505 through 27-622
27-01 through 27-2504
24-103 through 24-3687
24-3642, 24-4000 through 24-5028
28-20000 through 28-7725290
28-1 through 28-7505259 & 28-E13
28-7690001 through 28-8690062,
2890001 through 2890205
2890206 through 2890231, 2843001 through
2843167
28-10001 through 28-7710089 & 28-E11
28-7921001 through 28-7921095
28R-7703001 through 28R-7803374
2803001 through 2803012
28R-7931001 through 28R-8631005
2831001 through 2831038
32-1 through 32-7800008
32-7640001 through 32-7940290
32-8006001 through 32-8606023,
3206001 through 3206088
32R-7680001 through 32R-7880068
32R-7885001 through 32R-7985105
32R-8013001 through 32R-8613006
3213001 through 3213041
3213029, 3213042 through 3213103,
3246001 through 3246117
34-7570001 through 34-8170092
34-8133001 through 34-8633031, 3433001
through 3433225
3448001 through 3448035
3448038 through 3448079 and
3447001 through 3447029
3449002 through 3449078

(OVER)
ATA: 7167

COMPLIANCE TIME: Inspect prior to next flight, replace as required but not to exceed twenty-five hours time in service.

APPROVAL: The technical contents of this Service Bulletin have been approved by the Federal Aviation Administration (F.A.A.).

PURPOSE: It has been discovered that existing induction air filters, Piper Part number 460-632 (as manufactured by Purolator under the name FACET), may exhibit a condition where the plastisol (black plastic ends) show signs of deterioration, exhibiting cracking, splitting and crumbling. The vendor, Purolator, has issued Service Bulletin SB090298.01 which addresses this condition. Left uncorrected, the aircraft engine may ingest pieces of the plastic material of unknown size which could lead to a reduction in power or engine stoppage.

This Service Bulletin provides distribution of Purolator Service Bulletin, SB090298.01, which requires an inspection and possible replacement of the affected air filter.

INSTRUCTIONS:

1. Read the attached Purolator Service Bulletin SB090298.01 and fully comply in conjunction with the instructions below.
2. If the affected air filter has not been installed or is being installed as a replacement and is new in the box, check the box label for the assembly date code marked as A1Q97 through A3Q98. If these date codes appear, return the air filters to the place of purchase. If already installed, continue with these instructions. *Note: Defective air filters were produced from January 1997 through mid September 1998, however, it may be difficult to determine dates due to the lack of identification on the air filter. Air filters should be suspect unless a positive identification can be made.*
3. Gain access to the air filter in your particular model aircraft. Refer to the appropriate chapter of the applicable Service/Maintenance Manual as required.
4. Remove the air filter and examine. If the air filter is identified as a brand other than FACET, proceed to instruction 7. If the air filter is identified as FACET p/n 638873 (white ink stamp) or if no identification can be found, continue with these instructions.
5. Referring to the Purolator Service Bulletin and our Figures 1 & 2, determine the condition of the air filter. If the air filter plastisol ends show signs of deterioration such as cracking, splitting, or crumbling, on either side, replace the air filter *prior to the next flight*. If there are no obvious signs of deterioration, and if the air filter is airworthy, perform the inspection as outlined in the Purolator Service Bulletin. Should the air filter pass this inspection, return the air filter to service for a period of time not to exceed twenty-five hours time in service. *(See Compliance Time above.)*
6. If the defective air filter has lost portions of the black plastisol material, it will be necessary to inspect the induction system for the loose particles and debris. Clean as required. Refer to the appropriate chapter of the applicable engine or airframe Service/Maintenance Manual as required.
7. Clean and inspect the air filter for condition. Reinstall the existing or new air filter as required. *Do not install the existing air filter unless clean and in airworthy condition.* Perform an engine ground run to check performance. If successful, reinstall panels, cowls etc. to return the aircraft to service.
8. Upon compliance with the Purolator Service Bulletin and completion of these instructions, make an appropriate logbook entry of compliance with this Service Bulletin.

MATERIAL REQUIRED: As required by inspection, one (1) each, Air Filter, Piper Part Number 460-632, per aircraft.

AVAILABILITY OF PARTS: Your Piper Field Service Facility.

EFFECTIVITY DATE: This Service Bulletin is effective upon receipt.

SUMMARY: Factory Participation is limited to **New Aircraft** in warranty and **New Piper Parts** in warranty. This participation will remain in effect for a period of time **not to exceed 180 days** from the date of this Service Bulletin. Because the affected part can be obtained as a *PMA* part, Piper will not participate unless proof can be supplied that the part purchased is a *Genuine Piper Part*.

Please contact your Factory Piper Field Service Facility to make arrangements for compliance with this Service Bulletin in accordance with the compliance time indicated.


NOTE: If you are no longer in possession of this aircraft, please forward this information to the present owner/operator and notify the factory of address/ownership corrections. Changes should include aircraft model, serial number, current owner's name and address.

Corrections/Changes should be directed to:

The New Piper Aircraft, Inc.
ATTN: Customer Services
2926 Piper Drive
Vero Beach, FL 32960


**FACET Air Filter
P/N 638873
(Piper P/N 460-632)**

Fig. 1



Refer to the Purolator Service Bulletin to determine the proper inspection criteria for ink stamp markings.

Fig. 2





SERVICE BULLETIN

Serial No.: 090298.01

September 16, 1998

Page 1 of 5

Subject:

Induction Air Cleaner - Purolator Part No. 638873, Model No. CA161PL
Piper Aircraft P/N: 460-632 (PS60007-2)

Purpose:

Removal, Inspection and Replacement of Induction Air Cleaners.

Applicability:

Piper Aircraft Models:

PA-23-235 Aztec	PA-23-250 Aztec
PA-24-180/250 Comanche	PA-24-260 Comanche
PA-28-140 Cherokee	PA-28-150/160/180 Cherokee
PA-28-181 Archer II	PA-28-181 Archer III
PA-28-235 Cherokee	PA-28-201T Turbo Dakota
PA-28R-201T Turbo Arrow III	PA-28R-201T Turbo Arrow
PA-28RT-201T Turbo Arrow IV	PA-32-260 Cherokee Six
PA-32-300 Cherokee Six	PA-32-301 Saratoga
PA-32R-300 Lance	PA-32RT-300 Lance II
PA-32R-301 Saratoga SP	PA-32R-301 Saratoga HP
PA-34-200T Seneca II	PA-34-220T Seneca III
PA-34-220T Seneca III (28V)	PA-34-220T Seneca IV
PA-34-220T Seneca V	

Compliance:

Mandatory - Inspect prior to next flight. Replace within next 25 hours of operation if required (See Instructions).

Purolator Products Company, Facet Filter Products Div.

8439 Triad Dr., Greensboro, NC 27409 USA
Phone: (336) 668-4444, Fax: (336) 668-4452



SERVICE BULLETIN

Serial No.: 090298.01

September 16, 1998

Page 2 of 5

Purpose:

Purolator has identified a product discrepancy with induction air cleaners, Purolator part number 638873 (model no. CA161PL). The suspect air cleaners will be identified with a .250 (¼) inch high (white) ink stamp "FACET - 638873" and may include "FAA-PMA". It has been discovered that a number of air cleaners manufactured during the 1st quarter of 1997 through the 3rd quarter of 1998 may exhibit deterioration, cracking, splitting or crumbling of the plastisol (black plastic) ends. Purolator requests that immediately upon receipt of this bulletin, all applicable aircraft utilizing these parts be inspected as follows.

Instructions:

1. Gain Access to the air cleaner. Refer to appropriate chapter of the applicable Service/Maintenance Manual as required.
2. Remove the air cleaner and examine. If the air cleaner is identified with .250 (¼) inch high, (white ink stamped) characters "FACET - 638873" and in some instances "FAA-PMA" (Refer to Figure 2), examine the air cleaner's plastisol (black rubber) ends for signs of deterioration including cracking, tearing or crumbling. Both ends, inside and outside diameters should be inspected (Refer to Figure 1). If air cleaner exhibits any signs of deterioration, replace immediately. If no signs of deterioration are found, air cleaner can be re-installed in accordance with applicable Service/Maintenance Manual, but must be replaced within the next 25 hours of operation.

If the air cleaner is identified with .125 (⅛) inch high, (white ink stamped) characters "FACET - 638873" and in some instances "FAA-PMA" (Refer to Figure 2), filter is not suspect and is acceptable for continued use, proceed to step 4.

Purolator Products Company, Facet Filter Products Div.

8439 Triad Dr., Greensboro, NC 27409 USA
Phone: (336) 668-4444, Fax: (336) 668-4452



SERVICE BULLETIN

Serial No.: 090298.01

September 16, 1998

Page 3 of 5

Instructions Continued:

3. If the air cleaner is defective and has lost portions of the black plastisol material, it is necessary to inspect the induction system for loose particles and debris. Clean as required. Refer to the appropriate chapter of the applicable engine and airframe Service/Maintenance Manuals as required.
4. Upon the completion of the existing air cleaner identification and inspection and should the air cleaner be found to be in an acceptable condition, reinstall the air cleaner in accordance with the applicable Service/Maintenance Manual.
5. If a new Purolator/Facet air cleaner is being installed as a replacement, verify identification depicted in Step 2, Figure 2. Acceptable air cleaners **will now include a six (6) digit, manufactured date code. The date code will reflect the "Month - Day - Year" the filter was manufactured.** Some filters will also include "FAA-PMA".
6. Upon the completion of this inspection and the return of aircraft to service, note compliance with this Service Bulletin in the aircraft logbook.

Purolator Products Company, Facet Filter Products Div.

8439 Triad Dr., Greensboro, NC 27409 USA
Phone: (336) 668-4444, Fax: (336) 668-4452

Serial No.: 090298.01

September 16, 1998

Page 4 of 5

**Purolator Induction Air Cleaner
Part No. 638873**

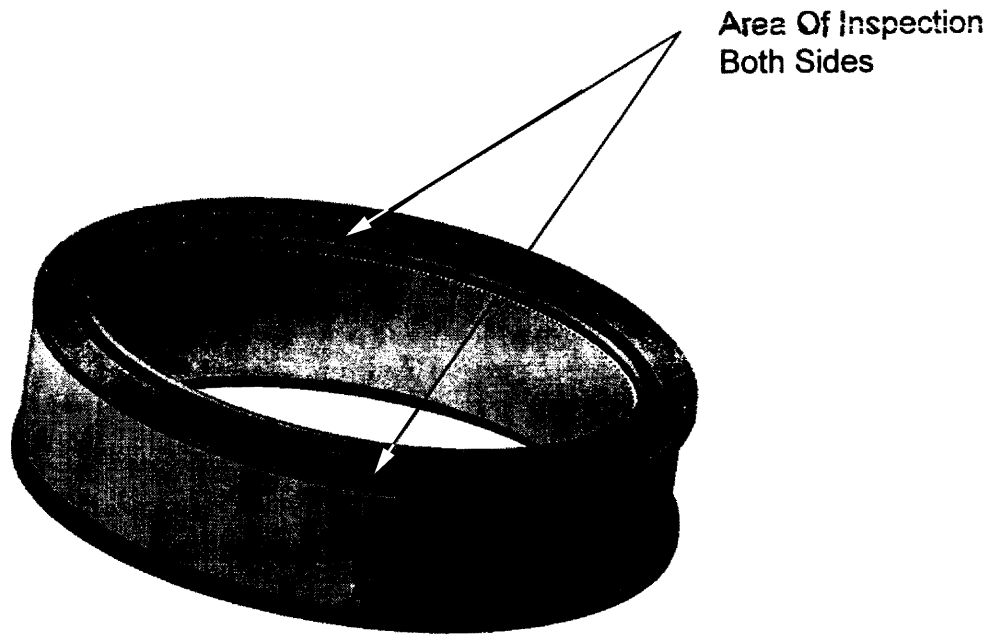


Figure 1

Purolator Products Company, Facet Filter Products Div.

8439 Triad Dr., Greensboro, NC 27409 USA
Phone: (336) 668-4444, Fax: (336) 668-4452



SERVICE BULLETIN

Serial No.: 090298.01

September 16, 1998

Page 5 of 5

Purolator Air Cleaner 638873 Identification

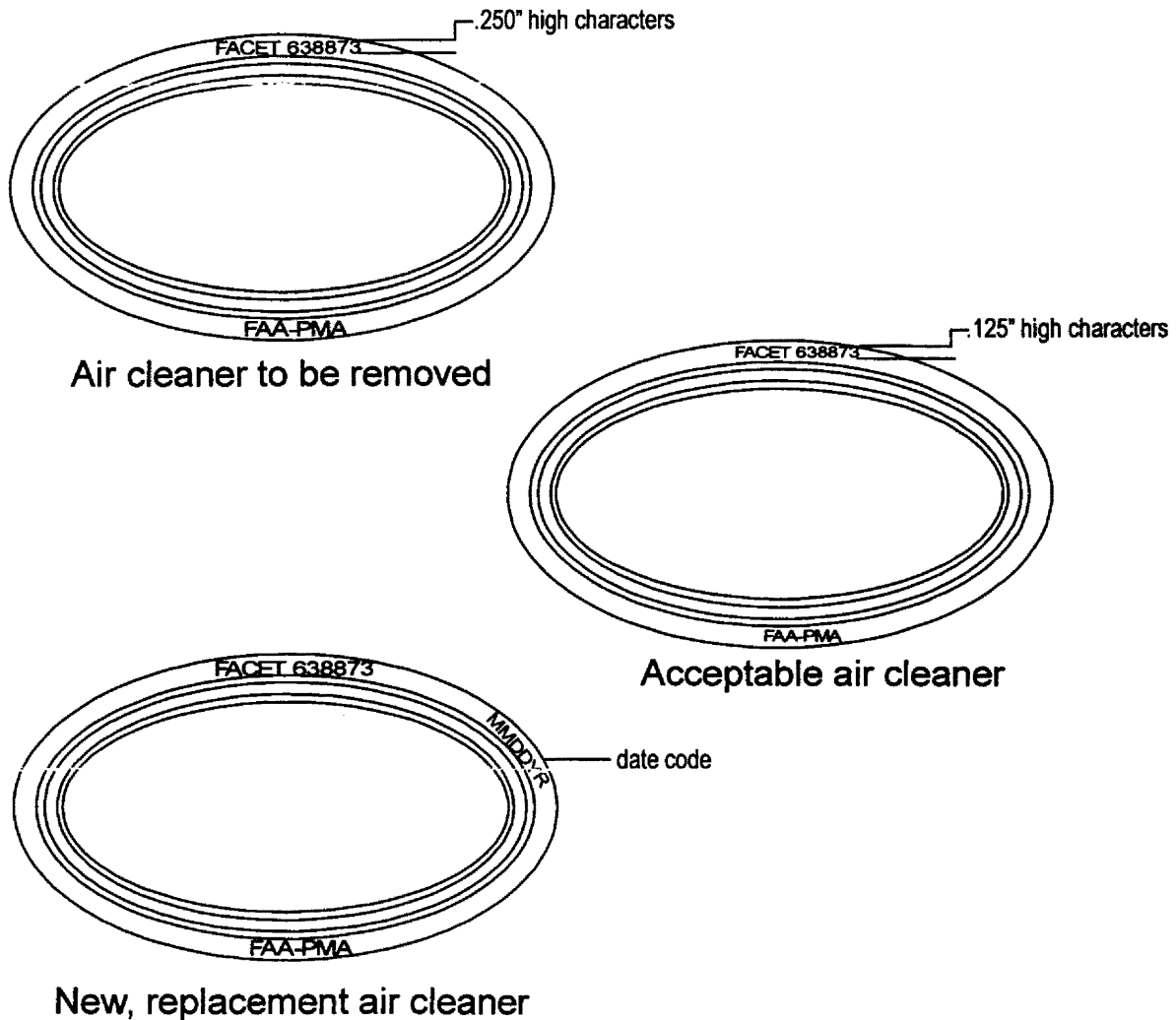


Figure 2

Purolator Products Company, Facet Filter Products Div.

8439 Triad Dr., Greensboro, NC 27409 USA
Phone: (336) 668-4444, Fax: (336) 668-4452